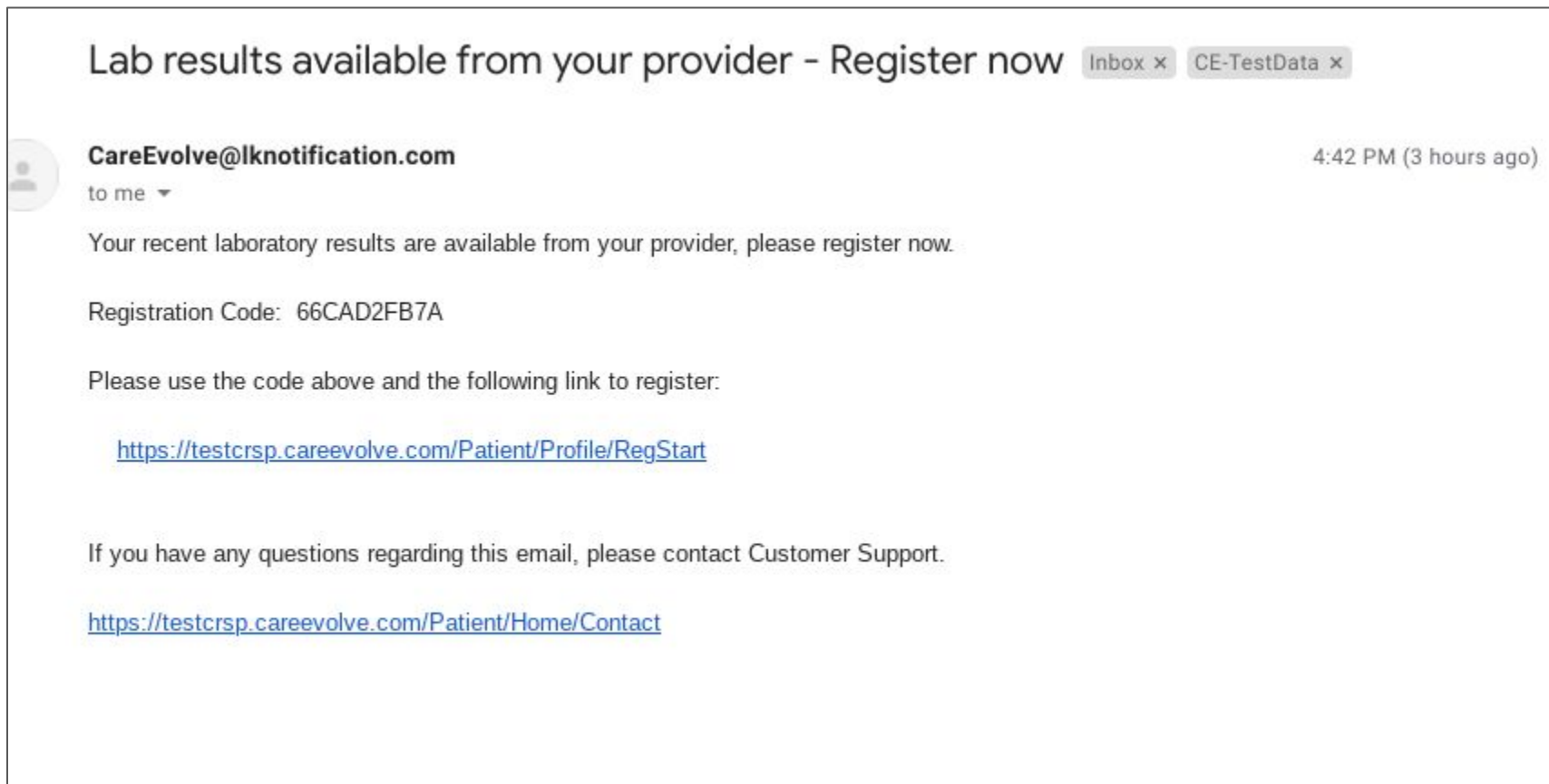


Broad CareEvolve
Patient Registration and Results Retrieval
Experience

1. A patient's interaction with CareEvolve starts with an email prompting them to register for access.



2. Clicking on the link in the email brings them to their first CareEvolve page, where they are required to enter the email address they provided at check-in and the code from the email.

The screenshot shows the 'Patient Registration' page of the Broad Institute Clinical Research Sequencing Platform. The page features a dark blue navigation bar with links for Home, My Account, Features, About, Contact, and Help. The main content area is titled 'Patient Registration' and includes a congratulatory message. Below the message is a 'Registration Information' section with two input fields: 'Email Address' and 'Registration Code'. A 'Begin Registration' button is positioned below the 'Registration Code' field. The footer contains the text 'TEST CRSP © CareEvolve™'.

BROAD INSTITUTE | CLINICAL RESEARCH SEQUENCING PLATFORM ENG | ESP

Home My Account Features About Contact Help

Patient Registration

Congratulations! You are one step closer to viewing your laboratory results shared with you by your provider. To begin registration, enter your Email Address and the Registration Code you received via email.

Registration Information

Email Address

Registration Code

TEST CRSP
© CareEvolve™

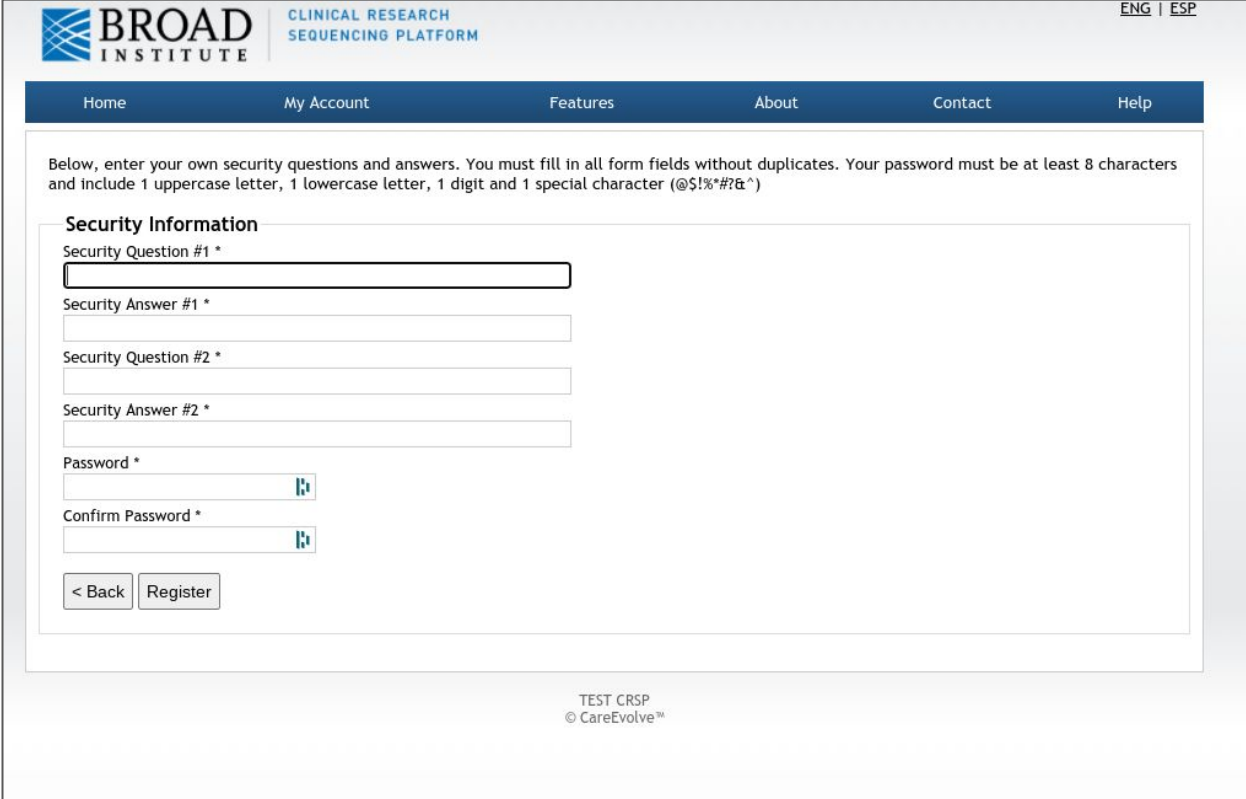
3. If successful, the patient is then asked to further verify their identity by confirming the following information. **NOTE: Any inaccurate demographic data collected at check-in or provided via upload will prevent users from completing the registration process at this point. Please ensure that all data provided either manually or in upload files is as accurate as possible.**

The screenshot shows a web browser window displaying the registration form for the Broad Institute Clinical Research Sequencing Platform. The page header includes the Broad Institute logo and the text 'CLINICAL RESEARCH SEQUENCING PLATFORM' with language options 'ENG | ESP'. A navigation bar contains links for 'Home', 'My Account', 'Features', 'About', 'Contact', and 'Help'. The main content area is titled 'Profile Information' and includes a note: 'Use this form to enter profile information. * = Required'. The form fields are as follows:

- First Name *: Text input containing 'BrandNewOrder'.
- Middle Name/Initial: Text input.
- Last Name *: Text input.
- Test: Text input.
- Birth Date *: Date picker.
- Gender *: Dropdown menu.
- Language *: Dropdown menu showing 'ENG'.
- Street 1 *: Text input.
- Street 2: Text input.
- ZIP Code *: Text input.
- City *: Text input.
- State *: Dropdown menu.
- Country: Dropdown menu.
- Home Phone *: Text input with a format mask '() - '.
- Cell Phone: Text input with a format mask '() - '.

A 'Next >' button is located at the bottom of the form. The footer of the page contains the text 'TEST CRSP © CareEvolve™'.

4. After confirming their identity, the patient is asked to set 2 security questions and answers as well as a password. Note the specific password requirements listed below.



The screenshot shows the registration page for the Broad Institute Clinical Research Sequencing Platform. The page header includes the Broad Institute logo and the text "CLINICAL RESEARCH SEQUENCING PLATFORM" with language options "ENG | ESP". A navigation bar contains links for Home, My Account, Features, About, Contact, and Help. The main content area contains instructions for setting security questions and a password, followed by a "Security Information" form with fields for two security questions and answers, and a password confirmation section. At the bottom, there are "Back" and "Register" buttons and a footer with "TEST CRSP © CareEvolve™".

ENG | ESP

Home My Account Features About Contact Help

Below, enter your own security questions and answers. You must fill in all form fields without duplicates. Your password must be at least 8 characters and include 1 uppercase letter, 1 lowercase letter, 1 digit and 1 special character (@\$!*#?&^)

Security Information

Security Question #1 *

Security Answer #1 *

Security Question #2 *

Security Answer #2 *

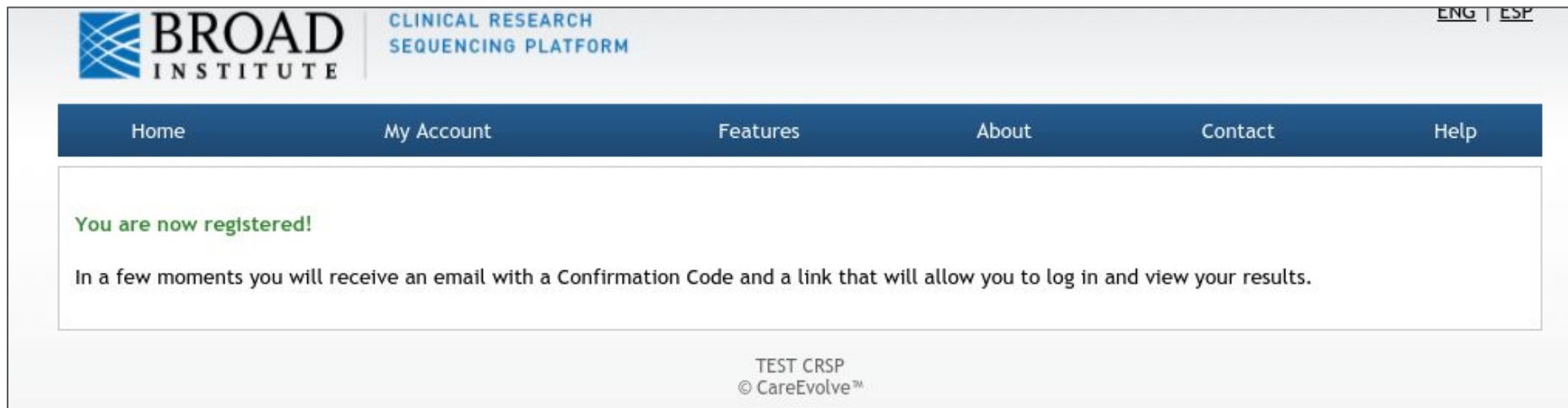
Password *

Confirm Password *

< Back Register

TEST CRSP
© CareEvolve™

5. Confirmation of registration



The screenshot shows the registration confirmation page of the Broad Institute Clinical Research Sequencing Platform. The page features a header with the Broad Institute logo and the text "CLINICAL RESEARCH SEQUENCING PLATFORM". A navigation bar contains links for Home, My Account, Features, About, Contact, and Help. The main content area displays a green confirmation message and a paragraph explaining that the user will receive an email with a confirmation code and a login link. The footer includes the text "TEST CRSP © CareEvolve™" and language options "ENG | ESP" in the top right corner.

BROAD INSTITUTE | CLINICAL RESEARCH SEQUENCING PLATFORM ENG | ESP

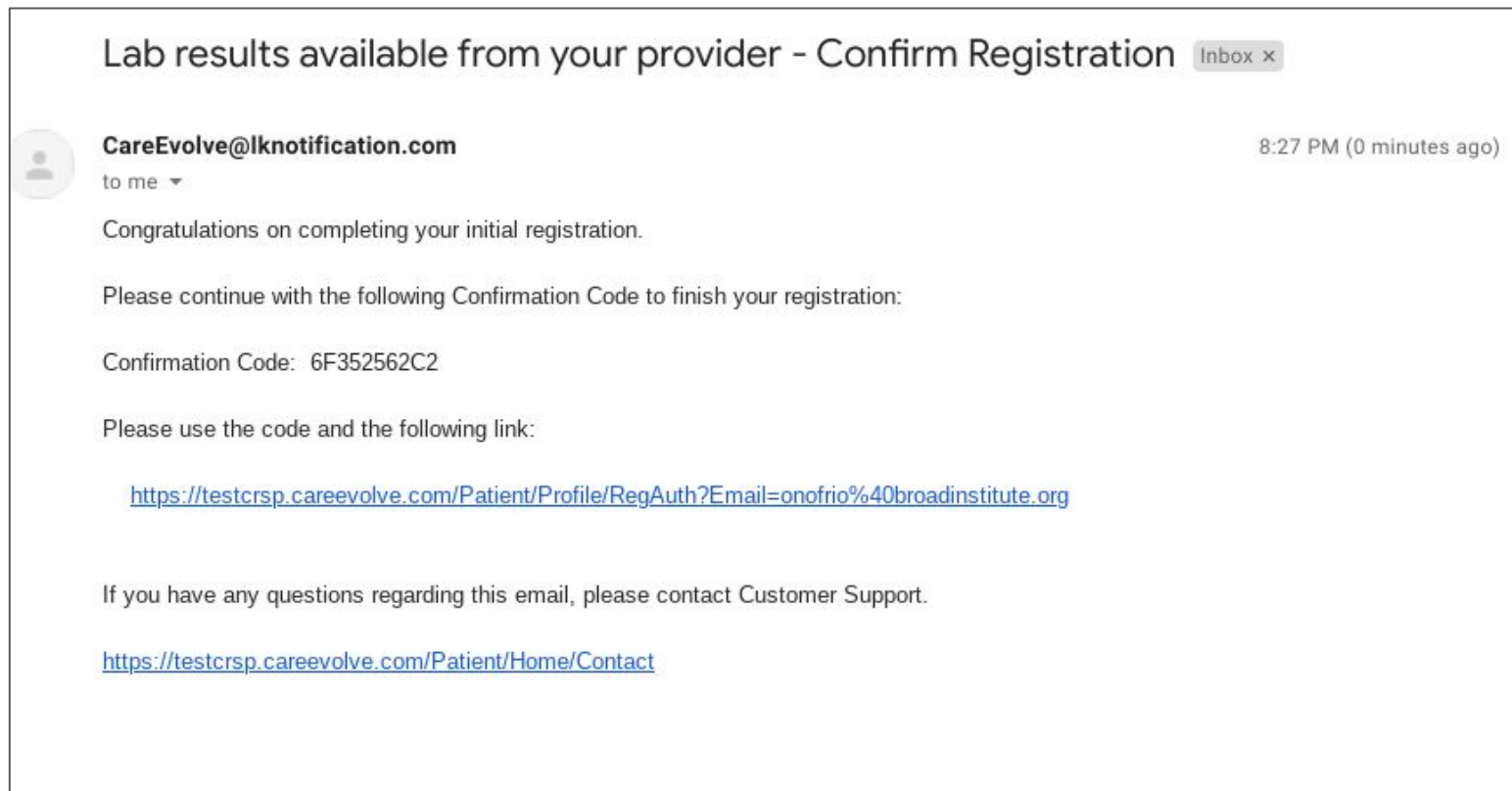
[Home](#) [My Account](#) [Features](#) [About](#) [Contact](#) [Help](#)

You are now registered!

In a few moments you will receive an email with a Confirmation Code and a link that will allow you to log in and view your results.

TEST CRSP
© CareEvolve™

6. Upon successful registration, a second email is sent to the patient with a link to their result(s)



7. The link in the previous email brings the user to a new page in CareEvolve where they enter in the new code from the email and complete a simple reCAPTCHA (eg “click on all the pictures of traffic lights”).

The screenshot shows a web page for 'Patient Profile Authorization' on the Broad Institute Clinical Research Sequencing Platform. The page has a dark blue navigation bar with links for Home, My Account, Features, About, Contact, and Help. Below the navigation bar, the main content area is titled 'Patient Profile Authorization' and contains the text: 'Almost done. Please enter the Confirmation Code you received in your email, and match the CAPTCHA words to authorize your profile.' There is a text input field for the 'Confirmation Code'. Below the input field is a reCAPTCHA widget with the text 'I'm not a robot' and a checkbox. To the right of the checkbox is the reCAPTCHA logo and the text 'reCAPTCHA Privacy - Terms'. At the bottom of the form is an 'Authorize' button. The footer of the page contains the text 'TEST CRSP © CareEvolve™'.

BROAD INSTITUTE CLINICAL RESEARCH SEQUENCING PLATFORM


Home My Account Features About Contact Help

Patient Profile Authorization

Almost done. Please enter the Confirmation Code you received in your email, and match the CAPTCHA words to authorize your profile.

Authorization Information

Confirmation Code

I'm not a robot  reCAPTCHA Privacy - Terms

Authorize

TEST CRSP © CareEvolve™

8. If confirmation of registration is successful, users are prompted to login using previously set password and email specified at check-in.

The screenshot shows the login page of the Broad Institute Clinical Research Sequencing Platform. At the top left is the Broad Institute logo, and to its right is the text "CLINICAL RESEARCH SEQUENCING PLATFORM". In the top right corner, there are links for "ENG" and "ESP". A dark blue navigation bar contains the following menu items: "Home", "My Account", "Features", "About", "Contact", and "Help".

The main content area is titled "Login" and features a green message: "Congratulations! Your profile has been authorized." Below this, a prompt asks the user to "Please enter your login information below." and includes a note: "* Password is case-sensitive".

The login form is titled "Login Information" and contains two input fields: "Email Address" and "Password". Each field has a small blue icon to its right. Below the fields is a "Login" button. At the bottom of the form, there is a link: "Forgot your password? Click [here](#)."

At the bottom center of the page, the text reads: "TEST CRSP © CareEvolve™".

9. Patients are presented with a results table with one row per order. Clicking on the row will display the specific test result for that order.



CLINICAL RESEARCH
SEQUENCING PLATFORM

[ESP](#)

BrandNewOrder Test

[Logout](#)

[Home](#)

[My Account](#)

[Features](#)

[About](#)

[Contact](#)

[Help](#)

Account:

[Results](#)


[Profile](#)

[Security](#)

Collected	Reported	Provider
06/09/2020	06/09/2020	Lennon, Niall

TEST CRSP
© CareEvolve™

10. Results detail (what you see if you click into a row in the results table)



CLINICAL RESEARCH
SEQUENCING PLATFORM

ESP
BrandNewOrder Test
[Logout](#)

Home
My Account
Features
About
Contact
Help

Account:

- Results
- Profile
- Security

< Back to List
Lab Report
[Print/Save](#)

Test, BrandNewOrder	REQUISITION # JXZIQ9IWITR111	SEX F	D.O.B. 10/10/2001		
ORDERING MD Lennon, Niall	OFFICE ID 636352	COLLECTED DATE 6/9/2020	RESULTED DATE 6/9/2020		
Description		Value	Abnormal	Range	Units
Covid19_Diagnostic					
SARS-CoV2 Real-time Reverse Transcriptase (RT)-PCR Diagnostic Assay		Negative	A	Negative	
<p>Negative for detection of 2019-novel Coronavirus (2019-nCoV) by qRT-PCR. Previously Completed At 2020-06-04T22:01:54.094</p> <p>Methods and Limitations</p> <p>This Laboratory Developed Test is a high-throughput version of the CDC 2019-nCoV Realtime RT-PCR test and has been validated in accordance with the guidance issued by the College of American Pathologists (Mar 19, 2020) and the FDA (Feb 29th, 2020). This test has not been FDA cleared or approved but has been authorized by FDA under an EUA for this laboratory. This test is only authorized for the duration of the declaration that circumstances exist justifying the authorization of emergency use of in vitro diagnostic tests for detection and/or diagnosis of COVID-19 under Section 564(b)(1) of the Act, 21 U.S.C. 360bbb-3(b)(1), unless the authorization is terminated or revoked sooner. This test has been authorized only for the detection of nucleic acid from SARS-CoV-2, not for any other viruses or pathogens. The test was validated for use with respiratory specimens obtained via</p>					

11. Patients are able to edit their profile information on the Profile tab. Clicking 'submit' saves any changes made.

The screenshot shows a web application interface for the Broad Institute Clinical Research Sequencing Platform. The page is titled "BrandNewOrder Test" and includes a "Logout" link. A navigation bar contains links for Home, My Account, Features, About, Contact, and Help. On the left, a sidebar menu lists "Account:", "Results", "Profile" (highlighted in red), and "Security". The main content area is titled "Use this form to enter profile information." and includes a note "* = Required". The "Profile Information" section contains the following fields: First Name (text input with "BrandNewOrder"), Middle Name/Initial (text input), Last Name (text input with "Test"), Birth Date (text input with "10/10/2001"), Gender (dropdown menu with "Female" selected), Language (dropdown menu with "ENG" selected), Street 1 (text input with "testdr12345"), Street 2 (text input), ZIP Code (text input with "01005"), City (text input with "BARRE"), State (dropdown menu with "MA" selected), Country (dropdown menu with "USA" selected), Home Phone (text input with "(636) 354 - 5423"), and Cell Phone (text input with "() - "). A "Submit" button is located at the bottom of the form. The footer of the page displays "TEST CRSP".

12. The Security tab allows patients to update their passwords. This does require knowledge of the security question answers as well as the current password.

BROAD INSTITUTE | CLINICAL RESEARCH SEQUENCING PLATFORM

ESP
BrandNewOrder Test
Logout

Home My Account Features About Contact Help

Account:

- Results
- Profile
- Security**

Below, enter your own security questions and answers. You must fill in all form fields without duplicates. Your password must be at least 8 characters and include 1 uppercase letter, 1 lowercase letter, 1 digit and 1 special character (@\$!%*#? &^)

Security Information

Security Question #1 *

Security Answer #1 *

Security Question #2 *

Security Answer #2 *

Current Password *

New Password *

Confirm New Password *

TEST CRSP
© CareEvolve™

18. If users are unable to login, clicking the “Forgot Password” link on the login page displays the following support info and options for resetting their password.

BROAD INSTITUTE | CLINICAL RESEARCH SEQUENCING PLATFORM [ENG](#) | [ESP](#)

Home My Account Features About Contact Help

Customer Support: 9-5 M-F Email: crsp-careevolve@broadinstitute.org Phone: (617)714-8291

Reset Password

We can help you reset your password and enable you to log in.

You can use a guided step-by-step method, or if you have obtained a Password Reset Code from Customer Service you can use that now.

1. [Step-By-Step Online](#)
2. [Using a Password Reset Code](#)

CRSP
© CareEvolve™